

PCA-M R32

Ceiling Suspended System

Power Inverter Heat Pump (Single Phase)

Mr. SLIM™

The **PCA-M Power Inverter** range is a ceiling suspended system that blends a host of outstanding feature with a sophisticated streamlined design.

High seasonal efficiency, advanced control options, extended pipe runs and a wide range of external static pressure settings, make this an extremely flexible solution for commercial applications.



Key Features & Benefits:

- Increased comfort levels through advanced airflow and smart defrost features
- Compact, single fan outdoor unit chassis across the whole range, for unobtrusive and discreet installation
- 100m pipe run (size 100-140), increasing application capability
- Energy monitoring & 14°C set point option as standard; ideal for applications where a specialist ambient condition is required (requires PAR-41MAA controller)
- High / Low ceiling height modes
- Flush to wall installation for concealment of service connections
- Full heating capacity down to -3°C
- 'Backup and rotate' feature to reduce load on individual units and prolong product life (requires PAR-41MAA controller)



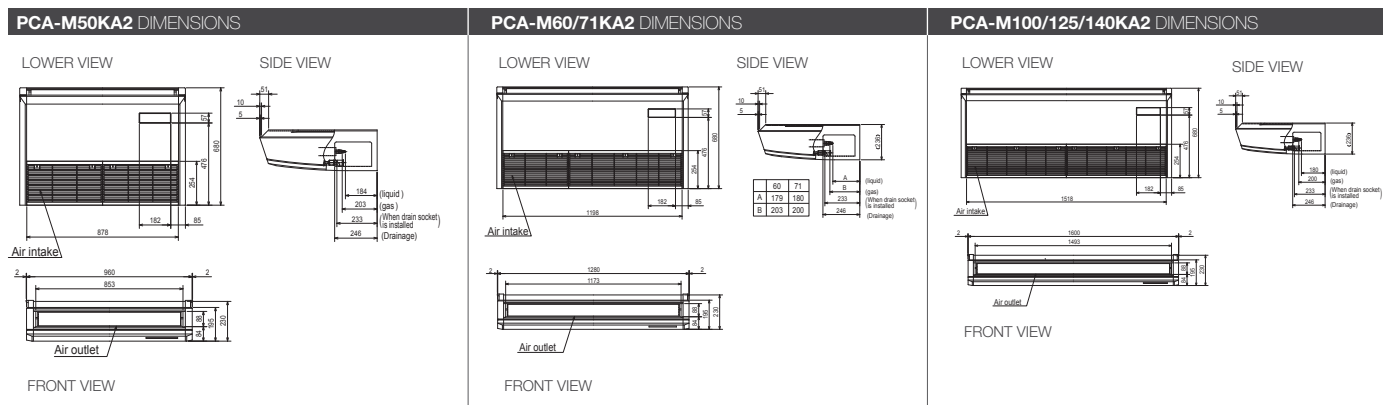
R32

POWER INVERTER



PCA-M INDOOR UNITS		PCA-M50KA2	PCA-M60KA2	PCA-M71KA2	PCA-M100KA2	PCA-M125KA2	PCA-M140KA2
CAPACITY (kW)	Heating (nominal)	5.5 (2.5-6.6)	7.0 (2.8-8.2)	8.0 (3.5-10.2)	11.2 (2.7- 4.0)	14.0 (3.2-16.0)	16.0 (3.7-18.0)
	Cooling (nominal)	5.0 (2.3-5.6)	6.1 (2.7-6.7)	7.1 (3.3-8.1)	9.5 (4.9-11.4)	12.5 (5.1-14.0)	13.4 (5.4-15.0)
	Heating (UK)	4.7 (2.15-5.6)	5.95 (2.4-6.95)	6.8 (3.0-8.65)	7.95 (1.92-9.94)	9.94 (2.27-11.36)	11.36 (2.63-12.78)
	Cooling (UK)	4.6 (2.1-5.15)	5.5 (2.5-6.15)	6.55 (3.05-7.45)	9.03 (4.66-10.83)	11.88 (4.85-13.30)	12.73 (5.13-14.25)
SHF (nominal)	0.79	0.81	0.76	0.77	0.72	0.72	
COP / EER (nominal)	4.04 / 4.00	4.01 / 4.01	3.71 / 3.88	3.60 / 4.00	3.30 / 3.30	3.40 / 3.40	
SCOP (ηsh) / SEER (ηsc) (BS EN14825)	4.2 / 6.7	4.1 / 6.5	4.2 / 6.7	4.30 / 6.40	4.34 (170.5%) / 6.39 (252.6%)	4.44 (174.7%) / 6.35 (250.9%)	
ERP ENERGY EFFICIENCY CLASS	Heating/Cooling	A+ / A++	A+ / A++	A+ / A++	A+ / A++	-	-
AIRFLOW (l/s)	Lo-Mi1-Mi2-Hi	167-183-217-250	250-267-283-317	267-283-300-333	220-240-260-280	230-250-270-290	240-260-290-320
PIPE SIZE mm (in)	Gas/ Liquid	12.7 (1/2") / 6.35 (1/4")	15.88 (5/8") / 9.52 (3/8")	15.88 (5/8") / 9.52 (3/8")	15.88 (5/8") / 9.52 (3/8")	15.88 (5/8") / 9.52 (3/8")	15.88 (5/8") / 9.52 (3/8")
SOUND PRESSURE LEVEL (dBA)	Lo-Mi1-Mi2-Hi	32-34-37-40	33-35-37-40	35-37-39-41	37-39-41-43	39-41-43-45	41-43-45-48
SOUND POWER LEVEL (dBA)		60	60	62	63	65	68
DIMENSIONS (mm)	Width x Depth x Height	960 x 680 x 230	1280 x 680 x 230	1280 x 680 x 230	1600 x 680 x 230	1600 x 680 x 230	1600 x 680 x 230
WEIGHT (kg)		26	32	32	37	38	40
ELECTRICAL SUPPLY		Fed by Outdoor Unit	Fed by Outdoor Unit	Fed by Outdoor Unit	Fed by Outdoor	Fed by Outdoor	Fed by Outdoor
FUSE RATING (BS88) - HRC (A)		6	6	6	6	6	6
INTERCONNECTING CABLE No. CORES		4	4	4	4	4	4
WIRED REMOTE CONTROLLER REFERENCE		PAR-41MAA	PAR-41MAA	PAR-41MAA	PAR-41MAA	PAR-41MAA	PAR-41MAA
WIRELESS REMOTE CONTROLLER REFERENCE		PAR-SL94B	PAR-SL94B	PAR-SL94B	PAR-SL94B	PAR-SL94B	PAR-SL94B

PUZ-ZM OUTDOOR UNITS		PUZ-ZM50VKA2	PUZ-ZM60VHA2	PUZ-ZM71VHA2	PUZ-ZM100VDA	PUZ-ZM125VDA	PUZ-ZM140VDA
SOUND PRESSURE LEVEL (dBA)	Heating/Cooling	46 / 44	49 / 47	49 / 47	48 / 44	50 / 47	51 / 49
SOUND POWER LEVEL (dBA)	Cooling	65	67	67	63	66	68
WEIGHT (kg)		46	67	67	107	107	107
DIMENSIONS (mm)	Width x Depth x Height	809 x 300 x 630	950 x 330 + 25 x 943	950 x 330 + 25 x 943	1110 x 460+ 45 x 870	1110 x 460+ 45 x 870	1110 x 460+ 45 x 870
ELECTRICAL SUPPLY		220-240v, 50Hz	220-240v, 50Hz	220-240v, 50Hz	220-240v, 50Hz	220-240v, 50Hz	220-240v, 50Hz
PHASE		Single	Single	Single	Single	Single	Single
SYSTEM POWER INPUT (kW)	Heating/Cooling (nominal)	1.361 / 1.25	1.745 / 1.521	2.156 / 1.829	3.112 / 2.375	4.243 / 3.788	4.706 / 3.942
	Heating/Cooling (UK)	1.21 / 1.06	1.55 / 1.29	1.92 / 1.55	2.458 / 1.971	3.352 / 3.144	3.718 / 3.272
STARTING CURRENT (A)		4.3	5.3	5.3	11.9	11.9	11.9
SYSTEM RUNNING CURRENT (A)	Heating/Cooling [MAX]	5.95 / 5.37 [13.4]	7.43 / 6.48 [19.4]	9.23 / 7.81 [19.4]	14.394 / 10.986 [27.2]	19.625 / 17.521 [27.3]	21.769 / 18.233 [30.9]
FUSE RATING (BS88) - HRC (A)		16	25	25	32	32	40
MAINS CABLE No. CORES		3	3	3	3	3	3
MAX PIPE LENGTH (m)		50	55	55	100	100	100
MAX HEIGHT DIFFERENCE (m)		30	30	30	30	30	30
CHARGE REFRIGERANT (kg) / CO ₂ EQUIVALENT (t) - R32 (GWP 675)		2.00 / 1.35 (30m)	2.80 / 1.89 (30m)	2.80 / 1.89 (30m)	3.6 / 2.43 (40m)	3.6 / 2.43 (40m)	3.6 / 2.43 (40m)
MAX ADDITIONAL REFRIGERANT (kg) / CO ₂ EQUIVALENT (t) - R32 (GWP 675)		0.30 / 0.20	0.80 / 0.54	0.80 / 0.54	2.4 / 1.62	2.4 / 1.62	2.4 / 1.62



Telephone: 01707 282880
email: air.conditioning@meuk.mee.com
les.mitsubishielectric.co.uk



UNITED KINGDOM Mitsubishi Electric Europe Living Environment Systems Division, Travellers Lane, Hatfield, Hertfordshire, AL10 8XB, England. Telephone: 01707 282880
IRELAND Mitsubishi Electric Europe, Westgate Business Park, Ballymount, Dublin 24, Ireland. Telephone: (01) 419 8800 International code: (003531)

Country of origin: United Kingdom - Italy - Turkey - Japan - Thailand - Malaysia. ©Mitsubishi Electric Europe 2024. Mitsubishi and Mitsubishi Electric are trademarks of Mitsubishi Electric Europe B.V. The company reserves the right to make any variation in technical specification to the equipment described, or to withdraw or replace products without prior notification or public announcement. Mitsubishi Electric is constantly developing and improving its products. All descriptions, illustrations, drawings and specifications in this publication present only general particulars and shall not form part of any contract. All goods are supplied subject to the Company's General Conditions of Sale, a copy of which is available on request. Third-party product and brand names may be trademarks or registered trademarks of their respective owners.

Note: The fuse rating is for guidance only and please refer to the relevant databook for detailed specification. It is the responsibility of a qualified electrician/electrical engineer to select the correct cable size and fuse rating based on current regulation and site specific conditions. Mitsubishi Electric's air conditioning equipment and heat pump systems contain a fluorinated greenhouse gas, R410A (GWP:2088), R290 (GWP:3), R32 (GWP:675), R407C (GWP:1774), R134a (GWP:1430), R513A (GWP:631), R454B (GWP:466), R454C (GWP:148), R1234ze (GWP:7) or R1234yf (GWP:4). *These GWP values are based on Regulation (EU) No 517/2014 from IPCC 4th edition. In case of Regulation (EU) No.626/2011 from IPCC 3rd edition, these are as follows. R410A (GWP:1975), R32 (GWP:550), R407C (GWP:1650) or R134a (GWP:1300).

Effective as of May 2024



PCA-M R32

Ceiling Suspended System

Power Inverter Heat Pump (Three Phase)

Mr. SLIM™

The **PCA-M Power Inverter** range is a ceiling suspended system that blends a host of outstanding feature with a sophisticated streamlined design.

High seasonal efficiency, advanced control options, extended pipe runs and a wide range of external static pressure settings, make this an extremely flexible solution for commercial applications.



Key Features & Benefits:

- Increased comfort levels through advanced airflow and smart defrost features
- Compact, single fan outdoor unit chassis across the whole range, for unobtrusive and discreet installation
- 100m pipe run (size 100-140), increasing application capability
- Energy monitoring & 14°C set point option as standard; ideal for applications where a specialist ambient condition is required (requires PAR-41MAA controller)
- High / Low ceiling height modes
- Flush to wall installation for concealment of service connections
- Full heating capacity down to -3°C
- 'Backup and rotate' feature to reduce load on individual units and prolong product life (requires PAR-41MAA controller)



R32



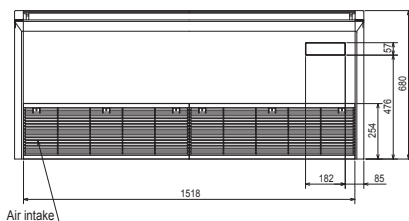
PCA-M INDOOR UNITS		PCA-M100KA2	PCA-M125KA2	PCA-M140KA2
CAPACITY (kW)	Heating (nominal)	11.2 (2.7-14.0)	14.0 (3.2-16.0)	16.0 (3.7-18.0)
	Cooling (nominal)	9.5 (4.9-11.4)	12.5 (5.1-14.0)	13.4 (5.4-15.0)
	Heating (UK)	7.95 (1.92-9.94)	9.94 (2.27-11.36)	11.36 (2.63-12.78)
	Cooling (UK)	9.03 (4.66-10.83)	11.88 (4.85-13.30)	12.73 (5.13-14.25)
SHF (nominal)		0.77	0.72	0.72
COP / EER (nominal)		4.30 / 6.40	3.30 / 3.30	3.40 / 3.40
SCOP (ηsh) / SEER (ηsc) (BS EN14825)		4.3 / 6.4	4.34 (170.4%) / 6.35 (251.1%)	4.44 (174.7%) / 6.31 (249/5%)
ErP ENERGY EFFICIENCY CLASS	Heating/Cooling	A+ / A++	-	-
AIRFLOW (l/s)	Lo-Mi1-Mi2-Hi	220-240-260-280	230-250-270-290	240-260-290-320
PIPE SIZE mm (in)	Gas/Liquid	15.88 (5/8") / 9.52 (3/8")	15.88 (5/8") / 9.52 (3/8")	15.88 (5/8") / 9.52 (3/8")
SOUND PRESSURE Level (dBA)	Lo-Mi1-Mi2-Hi	37-39-41-43	39-41-43-45	41-43-45-48
SOUND POWER Level (dBA)		63	65	68
DIMENSIONS (mm)	Width x Depth x Height	1600 x 680 x 230	1600 x 680 x 230	1600 x 680 x 230
WEIGHT (kg)		37	38	40
ELECTRICAL SUPPLY		Fed by Outdoor	Fed by Outdoor	Fed by Outdoor
FUSE RATING (BS88) - HRC (A)		6	6	6
INTERCONNECTING CABLE	No. Cores	4	4	4
WIRED REMOTE CONTROLLER REFERENCE		PAR-41MAA	PAR-41MAA	PAR-41MAA
WIRELESS REMOTE CONTROLLER REFERENCE		PAR-SL94B	PAR-SL94B	PAR-SL94B

PUZ-ZM OUTDOOR UNITS		PUZ-ZM100YDA ③	PUZ-ZM125YDA ③	PUZ-ZM140YDA ③
SOUND PRESSURE LEVEL (dBA)	Heating/Cooling	48 / 44	50 / 47	51 / 49
SOUND POWER LEVEL (dBA)	Cooling	63	66	68
WEIGHT (kg)		114	116	121
DIMENSIONS (mm)	Width x Depth x Height	1110 x 460 + 45 x 870	1110 x 460 + 45 x 870	1110 x 460 + 45 x 870
ELECTRICAL SUPPLY		380-415v, 50Hz	380-415v, 50Hz	380-415v, 50Hz
PHASE		Three	Three	Three
SYSTEM POWER INPUT (kW)	Heating/Cooling (nominal)	3.112 / 2.375	4.243 / 3.788	4.706 / 3.942
	Heating/Cooling (UK)	2.458 / 1.971	3.352 / 3.144	3.718 / 3.272
STARTING CURRENT (A)		3.5	3.5	3.5
SYSTEM RUNNING CURRENT (A)	Heating/Cooling [MAX]	4.778 / 3.646 [8.7]	6.515 / 5.816 [9.8]	7.226 / 6.053 [9.9]
FUSE RATING (BS88) - HRC (A)		16	16	16
MAINS CABLE No. CORES		5	5	5
MAX PIPE LENGTH (m)		100	100	100
MAX HEIGHT DIFFERENCE (m)		30	30	30
CHARGE REFRIGERANT (kg) / CO ₂ EQUIVALENT (t) - R32 (GWP 675) - 40m		3.6 / 2.43	3.6 / 2.43	3.6 / 2.43
MAX ADDITIONAL REFRIGERANT (kg) / CO ₂ EQUIVALENT (t) - R32 (GWP 675)		2.4 / 1.62	2.4 / 1.62	2.4 / 1.62

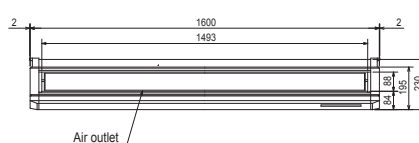
③ Three Phase

PCA-M100/125/140KA2 DIMENSIONS

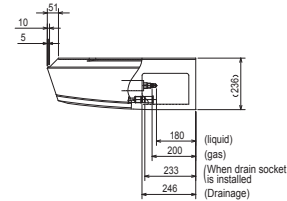
FRONT VIEW



UPPER VIEW



SIDE VIEW



Telephone: 01707 282880
email: air.conditioning@meuk.mee.com
les.mitsubishielectric.co.uk



Mitsubishi Electric Living
Environmental Systems UK

Mitsubishi Electric
Cooling and Heating UK

[mitsubishielectricuk_les](https://www.mitsubishielectricuk_les.com)

Mitsubishi Electric Living
Environmental Systems UK

thehub.mitsubishielectric.co.uk

UNITED KINGDOM Mitsubishi Electric Europe Living Environment Systems Division, Travellers Lane, Hatfield, Hertfordshire, AL10 8XB, England. Telephone: 01707 282880
IRELAND Mitsubishi Electric Europe, Westgate Business Park, Ballymount, Dublin 24, Ireland. Telephone: (01) 419 8800 International code: (003531)

Country of origin: United Kingdom - Italy - Turkey - Japan - Thailand - Malaysia. ©Mitsubishi Electric Europe 2024. Mitsubishi and Mitsubishi Electric are trademarks of Mitsubishi Electric Europe B.V. The company reserves the right to make any variation in technical specification to the equipment described, or to withdraw or replace products without prior notification or public announcement. Mitsubishi Electric is constantly developing and improving its products. All descriptions, illustrations, drawings and specifications in this publication present only general particulars and shall not form part of any contract. All goods are supplied subject to the Company's General Conditions of Sale, a copy of which is available on request. Third-party product and brand names may be trademarks or registered trademarks of their respective owners.

Note: The fuse rating is for guidance only and please refer to the relevant databook for detailed specification. It is the responsibility of a qualified electrician/electrical engineer to select the correct cable size and fuse rating based on current regulation and site specific conditions. Mitsubishi Electric's air conditioning equipment and heat pump systems contain a fluorinated greenhouse gas, R410A (GWP:2088), R290 (GWP:3), R32 (GWP:675), R407C (GWP:1774), R134a (GWP:1430), R513A (GWP:631), R454B (GWP:466), R454C (GWP:148), R1234ze (GWP:7) or R1234yf (GWP:4). *These GWP values are based on Regulation (EU) No 517/2014 from IPCC 4th edition. In case of Regulation (EU) No.626/2011 from IPCC 3rd edition, these are as follows. R410A (GWP:1975), R32 (GWP:550), R407C (GWP:1650) or R134a (GWP:1300).

Effective as of May 2024



greengateway.mitsubishielectric.co.uk