

Yutaki M

HITACHI

LOGICOL
RUN BY ENGINEERS • FOR ENGINEERS

Even more versatile and durable,
the heat pump for all challenges!



Monobloc Air/Water Heat Pump, 60°C, no indoor module, 4.3 to 16 kW (R32)



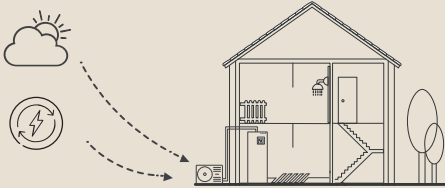
Cooling & Heating

Why install an air-to-water heat pump?

Reduce your bill

Gas, oil, electricity... energy prices are soaring!
Heat pumps use up to 70% free energy by capturing heat from the air.

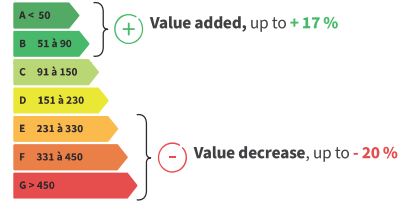
UP TO
70%
OF ENERGY
SAVINGS



Enhancing the value of your property

Consider it! **Energy renovation** helps reduce energy consumption and carbon footprint, while preserving or even enhancing **property value!**

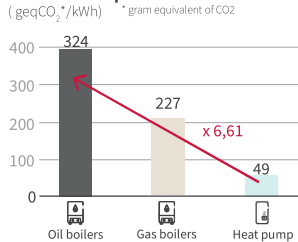
The green value of a property in 2020 :



Value may vary depending on the region and property type.
Source: Étude Valeur verte des Notaires de France 2021

Reducing your environmental impact

Carbon footprint of 1 kWh of heating consumption in 2018, according to technology types:



The heat pump is one of the heating solutions with the least carbon impact. It is **6.61 times** less polluting than an oil boiler. Replacing your oil or gas boiler greatly contributes to reducing energy consumption and everyone's overall carbon footprint.

Source: Carbon Footprint of Heat Generation

The Yutaki M range, the outdoor monobloc solution



For projects that require a **100% monobloc concept**

Ideal for replacement

When an old heat pump needs to be replaced, keeping the same technology simplifies the project.

Or to save space indoors

No indoor unit. Can be paired with a remote domestic hot water tank.



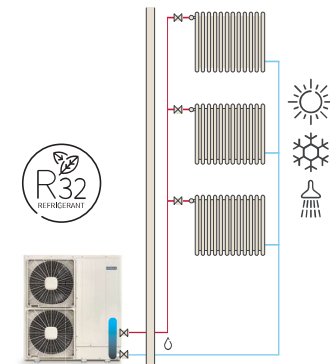
Reduced environmental impact

Green even in renovation, **100% of the range uses R32** up to 16 kW



An easy and quick-to-install unit


No handling of refrigerant or refrigerant piping to install, only hydraulic and electrical connections need to be made.



Outdoor unit R32


Heat exchanger R32/ H20

11 to 16kW models



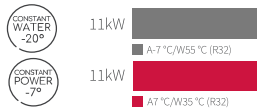
4 to 8kW models

Designed for your serenity



Reliable performance, all year round

Compressor with **constant power and water flow technology**, even in extreme cold.



High-end design

- Copper & brass
- Stainless steel plate heat exchanger
- 220L stainless steel DHW tank with active anode (optional)
- **Robustness & performances**

A unique design, one of the most advanced

Each component has a strategic placement, with direct front access (valves, filter, pumps, sensors...).

PLUG & PLAY All functions included as standard

Thanks to its terminal block with configurable inputs/outputs: 2 zones, boiler backup, remote DHW management, thermal solar, fan-coils... **The Yutaki range will meet all your needs without any additional cards.**

Smart control for more savings

Adaptation of water flow rate based on the difference between setpoint and ambient measurement.

A+++ Comfort and Savings

Immediate control

- ✓ **A modern controller** with its curved shape and color LCD screen. Award-winning design from the European Product Design Award.
- ✓ **Simple & intuitive navigation**, with exclusive functions to meet the needs of professionals and homeowners.
- ✓ **Remote ambient controller**, doubles as a thermostat.



2-in-1 view Controller & thermostat



Dark mode



Connectivity: CSNET Home

Hitachi connected solutions, to stay in control everywhere!



Customer




Control your comfort remotely

New smartphone and web application for end users

CSNET Home PRO



Service technician



Monitor your fleet and provide remote assistance

New web application for installers

Put your trust in the experts with Hitachi

+ OVER 60 YEARS

experience in air conditioning and heating

+ MORE THAN 4.5 MILLION

heating systems manufactured worldwide every year

Yutaki M

R32 Refrigerant

Model	Unit	Yutaki M 4,3 kW	Yutaki M 8 kW	Yutaki M 11 kW	Yutaki M 12 kW	Yutaki M 13 kW	Yutaki M 16 kW
Heating Performance							
Min / Nom / Max Heating Power (7°C outdoor / 35°C water)	kW	1,85 / 4,3 / 6,5	2,1 / 8 / 11	4,30 / 11,0 / 14,0	4,80 / 12,0 / 15,0	5,50 / 13,0 / 16,0	6,00 / 16,0 / 18,0
Nom / Max Heating Power (-7°C outdoor / 35°C water)	kW	4,5 / 5,5	5,8 / 7,5	11,0 / 11,0	12,0 / 12,5	13,0 / 14,0	16,0 / 16,0
Nom / Max Heating Power (-7°C outdoor / 55°C water)	kW	4 / 4,77	5 / 5,5	11,0 / 11,0	12,0 / 12,0	13,0 / 13,0	16,0 / 16,0
Nominal absorbed heating power (7°C outdoor / 35°C water)	kW	1,00	1,94	2,34	2,66	2,88	3,62
COP (7°C outdoor / 35°C water) according to EN14511	-	5	4,60	4,70	4,50	4,50	4,42
SCOP average climate 35°C / 55°C according to EN14825	-	4,45 / 3,2	4,46 / 3,2	4,45/3,38	4,13 / 3,26	4,15 / 3,28	3,97 / 3,21
Seasonal Space Heating Energy Efficiency ηs (35°C) Mono/Three phase ⁽¹⁾	%	175	175	175/166	175 / 162	175 / 163	- / 156
Seasonal Space Heating Energy Efficiency ηs (55°C) Mono/Three phase ⁽¹⁾	%	125	125	132 / 125	133 / 127	133 / 128	- / 125
Energy label 35°C / 55°C	-				A+++/A++		
Water outlet temperature range (heating mode)					20 / 60 °C		
Maximum water outlet temperature in thermodynamic	°C	60°C up to -5°C ext			60 °C up to -10 °C ext / 55°C up to -20°C ext		

Cooling Performance (option)							
Nominal / maximum cooling power (35°C outdoor / 7°C water) (reversible)	kW	4 / 5,12	6,5 / 7	11,0 / 12,0	12,0 / 13,0	13,0 / 14,7	14,0 / 16,0
Nominal absorbed cooling power (35°C outdoor / 7°C water)	kW	0,8	1,7	3,26	3,64	4,04	4,46
EER (reversible model)	-	3,35	3,35	3,37	3,3	3,22	3,14

Monobloc unit	Unit	RASM-2VR2E	RASM-3VR2E	RASM-4(V)R1E	RASM-5(V)R1E	RASM-6(V)R1E	RASM-7R1E
Supplementary electric heating element (optional)	kW	6 (2 + 2 + 2)					
Net weight	kg	71	73	130	138	138	138
Dimensions (HxWxD)	mm	628 x 1264 x 305		1380 x 1252 x 370			
Sound pressure level at 5 m / sound power level ⁽²⁾	dB(A)	30 / 50	30 / 51	41 / 61	43 / 63	43 / 63	45 / 65
Airflow rate	m³/h	2436	2682	7920	8280	8280	8640
Operating ranges Cooling / Heating / DHW	°C	+10~+46 // -20~+25 // -20~+35					
Controller	-	Not included (PC-ARFH2E)					

Hydraulic characteristics							
Expansion tank	l	6					
Water flow rate (minimum / maximum)	m³/h	0,5 / 1,9		1,0 / 2,8	1,1 / 3,0	1,2 / 3,0	1,2 / 3,0
Heating hydraulic connections (valves not supplied)	inch	1"					
Minimum water volume of the installation	l	28		50	55	55	65

Electrical characteristics							
Power supply	-	230V / 1Ph / 50Hz			230V / 1Ph / 50Hz or 400V / 3Ph / 50Hz		400V / 3Ph / 50Hz
SINGLE-PHASE 230V	Maximum current	A	12,8	16,8	28,8		-
	Cable cross-section (mm²) / maximum length (m) ⁽²⁾	-	3 x 2,5 / 14	3 x 4 / 16	3 x 6 / 30		-
	Maximum current with tank heater / Yutaki M Option	A	23,1	28,5	41,3		-
	Cable cross-section (mm²) / maximum length (m) ⁽²⁾	-	3 x 6 / 28		3 x 10 / 20		-
THRE-PHASE 400V	Maximum current	-	-	-	16,3		-
	Cable cross-section (mm²) / maximum length (m) ⁽²⁾	-	-	-	5 x 4 / 16		-
	Maximum current with tank heater / Yutaki M Option	-	-	-	28,8		-
	Cable cross-section (mm²) / maximum length (m) ⁽²⁾	-	-	-	5 x 6 / 18		-
Indoor/Outdoor connection (shielded)	mm²	2 x 0,75mm		2 x 0,75mm		2 x 0,75mm	

Refrigeration characteristics							
Initial refrigerant charge	kg	1,1	1,2	2,6	3,0	3,0	3,0
Refrigerant	-	R32					
Compressor	-	ROTARY					

(V) = single phase

(1) Seasonal energy efficiency excluding controls, Keymark certification

(2) Section data provided for indicative purposes. Comply with applicable electrical standards.

(3) According to EN12102-1 / ErP



sales@logicool-ac.com

01283 218277



The commercial warranties offered by Hitachi concern the parts making up our machines. They apply subject to installation in compliance with our technical specifications and to regular maintenance of the equipment by qualified personnel. The frequency of maintenance depends on the conditions of use of the equipment and current legislation. Ask your installer for advice.